

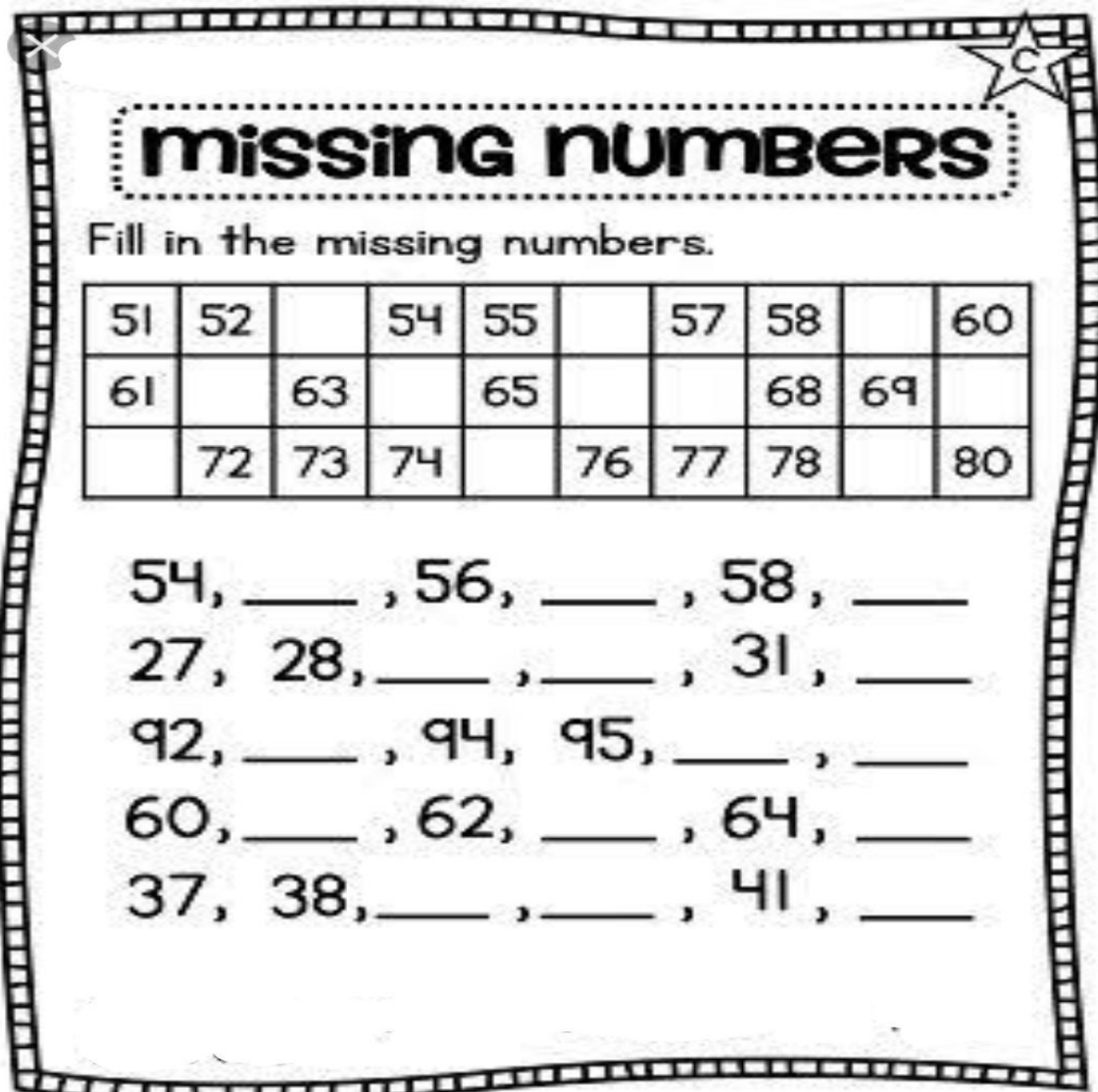
Subject-Maths

Class-Prep

Topic-Holidays

Assignment Note: Print the Assignments 1 to 6 and paste them in the maths notebook.

Assignment 1



missing numbers

Fill in the missing numbers.

51	52		54	55		57	58		60
61		63		65			68	69	
	72	73	74		76	77	78		80

54, _____, 56, _____, 58, _____
27, 28, _____, _____, 31, _____
92, _____, 94, 95, _____, _____
60, _____, 62, _____, 64, _____
37, 38, _____, _____, 41, _____

Assignment 2

Name _____



COMPARING NUMBERS



$25 \bigcirc 24$

$12 \bigcirc 40$

$27 \bigcirc 18$

$50 \bigcirc 33$

$8 \bigcirc 11$

$35 \bigcirc 30$

$24 \bigcirc 19$

$14 \bigcirc 41$

$22 \bigcirc 34$

$38 \bigcirc 17$

$15 \bigcirc 4$

$49 \bigcirc 23$

$32 \bigcirc 32$

$25 \bigcirc 15$

$7 \bigcirc 42$



Assignment 3

Numbers to 50: Before, After, Between

What comes before?	
	4
	6
	12
	16
	23
	28
	34
	39
	42
	47
	50

What comes after?	
6	
9	
13	
16	
23	
28	
31	
36	
42	
44	
47	

What comes between?		
5		7
8		10
12		14
15		17
22		24
25		27
29		31
33		35
38		40
43		45
48		50



Name: _____

Assignment 4

Number Names

Write the number for the given number names.


Number	Name	Number	Name
	fourteen		thirty
	eighteen		nineteen
	forty		seventeen
	fifteen		eleven
	thirteen		sixteen
	twenty		twelve

Match the numbers to their number names.

thirty-five	23
seven	49
forty-nine	7
zero	10
twenty-three	35
ten	8
eight	0

Assignment 5

Addition Practice



Add.

$$\begin{array}{r} 3 \\ + 2 \\ \hline \end{array}$$

$$\begin{array}{r} 1 \\ + 0 \\ \hline \end{array}$$

$$\begin{array}{r} 2 \\ + 2 \\ \hline \end{array}$$

$$\begin{array}{r} 0 \\ + 3 \\ \hline \end{array}$$

$$\begin{array}{r} 0 \\ + 1 \\ \hline \end{array}$$

$$\begin{array}{r} 3 \\ + 0 \\ \hline \end{array}$$

$$\begin{array}{r} 1 \\ + 4 \\ \hline \end{array}$$

$$\begin{array}{r} 4 \\ + 0 \\ \hline \end{array}$$

$$\begin{array}{r} 2 \\ + 0 \\ \hline \end{array}$$

$$\begin{array}{r} 3 \\ + 2 \\ \hline \end{array}$$

$$\begin{array}{r} 1 \\ + 3 \\ \hline \end{array}$$

$$\begin{array}{r} 0 \\ + 4 \\ \hline \end{array}$$

$$\begin{array}{r} 2 \\ + 1 \\ \hline \end{array}$$

$$\begin{array}{r} 4 \\ + 1 \\ \hline \end{array}$$

$$\begin{array}{r} 5 \\ + 0 \\ \hline \end{array}$$

$$\begin{array}{r} 3 \\ + 1 \\ \hline \end{array}$$

$$\begin{array}{r} 4 \\ + 0 \\ \hline \end{array}$$

$$\begin{array}{r} 1 \\ + 1 \\ \hline \end{array}$$


$$\begin{array}{r} 0 \\ + 0 \\ \hline \end{array}$$

$$\begin{array}{r} 1 \\ + 4 \\ \hline \end{array}$$

$$\begin{array}{r} 0 \\ + 2 \\ \hline \end{array}$$

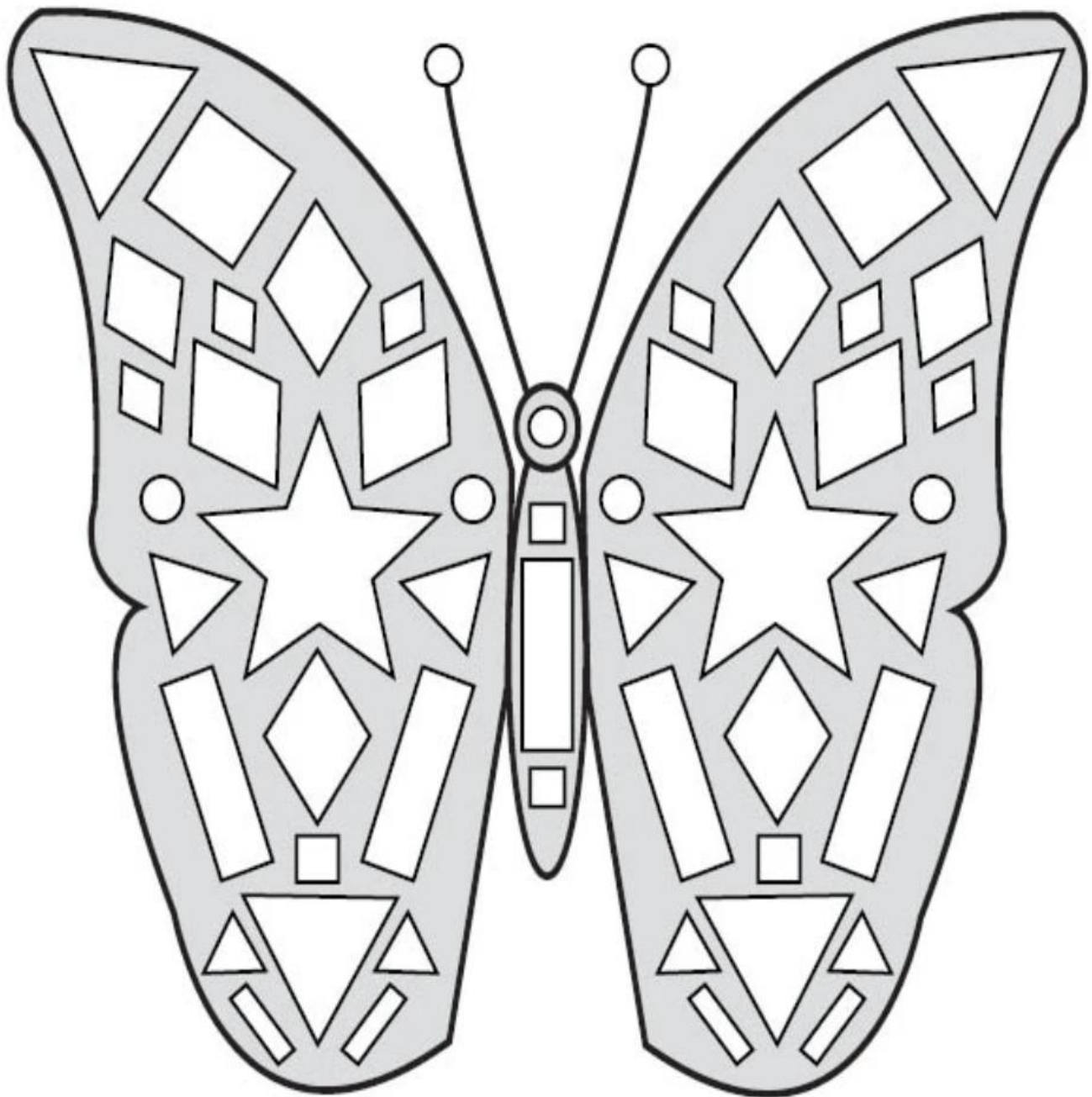
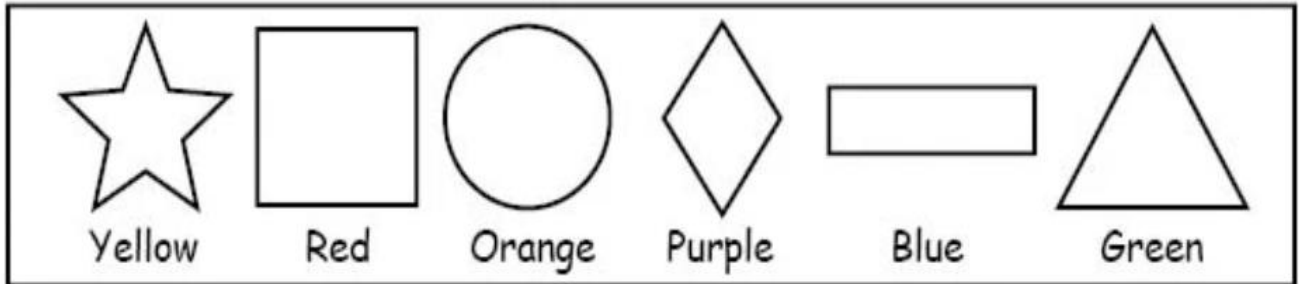
$$\begin{array}{r} 2 \\ + 3 \\ \hline \end{array}$$

$$\begin{array}{r} 0 \\ + 5 \\ \hline \end{array}$$



Assignment 6

Color the shapes in the butterfly.



Assignment 7

Colour the cone and do tearing and pasting on the top using materials like colored Assignment, tissue paper, plastic rappers etc.



Note: Print Assignment 7 on A4 size paper and paste it in drawing book.

Assignment 8

Prepare a colorful chart showing pre - numbers concept of comparison through objects on any one of the following topic:

- **BIG or SMALL**
- **TALL or SHORT**
- **HEAVY or LIGHT**
- **LONG or SHORT**

Paste the picture of the objects and write the word below it. Use 4 examples to describe your topic. Refer the given example.

