

Subject-Maths

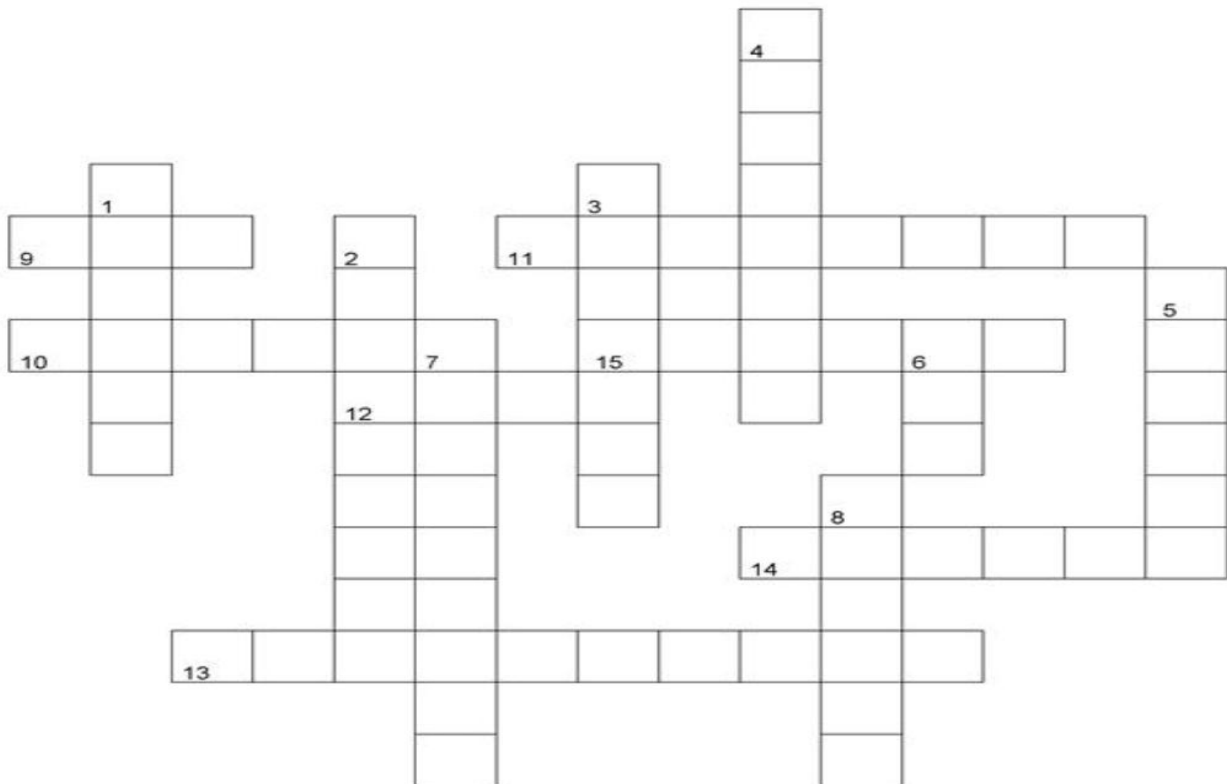
Class-I

Topic-Holidays Assignment

Note: Print the assignments 1-6 and paste in the maths notebook.

Assignment 1: Write the number names of the given numbers to fill the

## NUMBERS - CROSSWORD



**Down:**

1. 12
2. 26
3. 15
4. 14
5. 40
6. 10
7. 92
8. 90

**Across:**

9. 2
10. 11
11. 56
12. 9
13. 67
14. 80
15. 20

Assignment 2: crossword:

Name \_\_\_\_\_

## Comparing Numbers



Use the symbols  $<$ ,  $>$ , or  $=$ .

26 ○ 36

66 ○ 76

23 ○ 51

49 ○ 29

19 ○ 91

31 ○ 45

18 ○ 14

75 ○ 50

95 ○ 85

46 ○ 33

37 ○ 37

40 ○ 62

68 ○ 60

23 ○ 37

### Assignment 3:

#### Ordering Numbers

Put the numbers given in the star from smallest to largest order(ascending order)



— — — —



— — — —



— — — —



— — — —



— — — —

Put the numbers given in the star from largest to smallest order(descending order)



— — — —



— — — —



— — — —



— — — —

Assignment 4:

Before, After, Between

34. ____ 36	78. ____ 76
19. ____ 17	99. ____ 97
65. ____ 63	21. ____ 23
____ 15. 16	____ 83. 84
____ 50. 51	____ 30. 31
28. 29. ____	68. 69. ____
____ 19. 20	____ 49. 50
90. ____ 88	40. ____ 38
67. 66. ____	39. 38. ____
96. ____ 94	61. ____ 59
50. ____ 70	10. 20. ____
60. 70. ____	65. 70. ____
15. 20. ____	40. ____ 50

Assignment 5:

## Two-Digit Addition & Subtraction Check-in

Name: \_\_\_\_\_

Date: \_\_\_\_\_

Solve.

$$\begin{array}{r} 16 \\ - 10 \\ \hline \end{array}$$

$$\begin{array}{r} 62 \\ + 40 \\ \hline \end{array}$$

$$\begin{array}{r} 45 \\ - 20 \\ \hline \end{array}$$

$$\begin{array}{r} 71 \\ - 10 \\ \hline \end{array}$$

$$\begin{array}{r} 32 \\ - 20 \\ \hline \end{array}$$

$$\begin{array}{r} 84 \\ - 50 \\ \hline \end{array}$$

$$\begin{array}{r} 67 \\ - 30 \\ \hline \end{array}$$

$$\begin{array}{r} 25 \\ + 50 \\ \hline \end{array}$$

$$\begin{array}{r} 41 \\ + 30 \\ \hline \end{array}$$

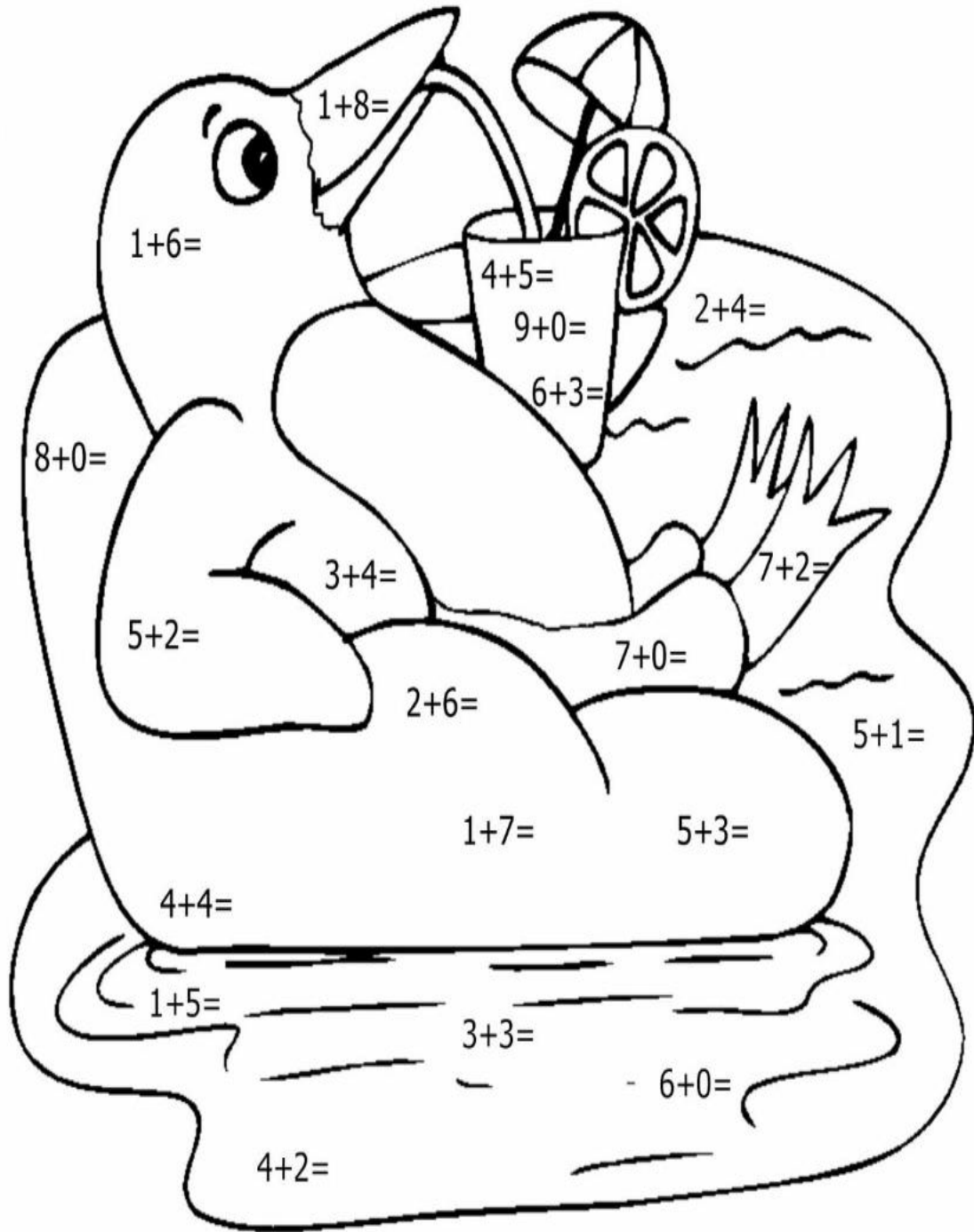
$$\begin{array}{r} 21 \\ + 10 \\ \hline \end{array}$$

$$\begin{array}{r} 52 \\ + 40 \\ \hline \end{array}$$

$$\begin{array}{r} 63 \\ + 20 \\ \hline \end{array}$$


Assignment 6: Find the sum and colour the part according to the answer.

- 6- Blue
- 7- Black
- 8- Purple
- 9- Yellow



## Assignment 7:

Cut these shapes and make different objects with help of these.



**Keynote for parent:** Let your child cut these shapes with child friendly scissors and make 5 different objects with help of these. You can use as many shapes as you want. For your reference an example is shown to you. Paste it in the scrap file.

