

































Subject - Maths

Class - Prep.

Topic - After/before/between numbers

Before	After	Between		
 5	1 	2  4		
 7	4 	6  8		
 9	3 	1  3		
 6	8 	3  5		
Circle the biggest number :		Put the sign >, < =		
88	44	22	9 	2
Circle the smallest number :		6 	6	
9	91	81	14 	24
			35 	15

Before	After	Between		
 6	8 	7  9		
 4	9 	2  4		
 3	5 	8  10		
 2	7 	0  2		
Circle the biggest number :		Put the sign >, < =		
77	27	37	8 	18
Circle the smallest number :		10 	10	
51	15	25	26 	62
			30 	13