

Class - (I & II)

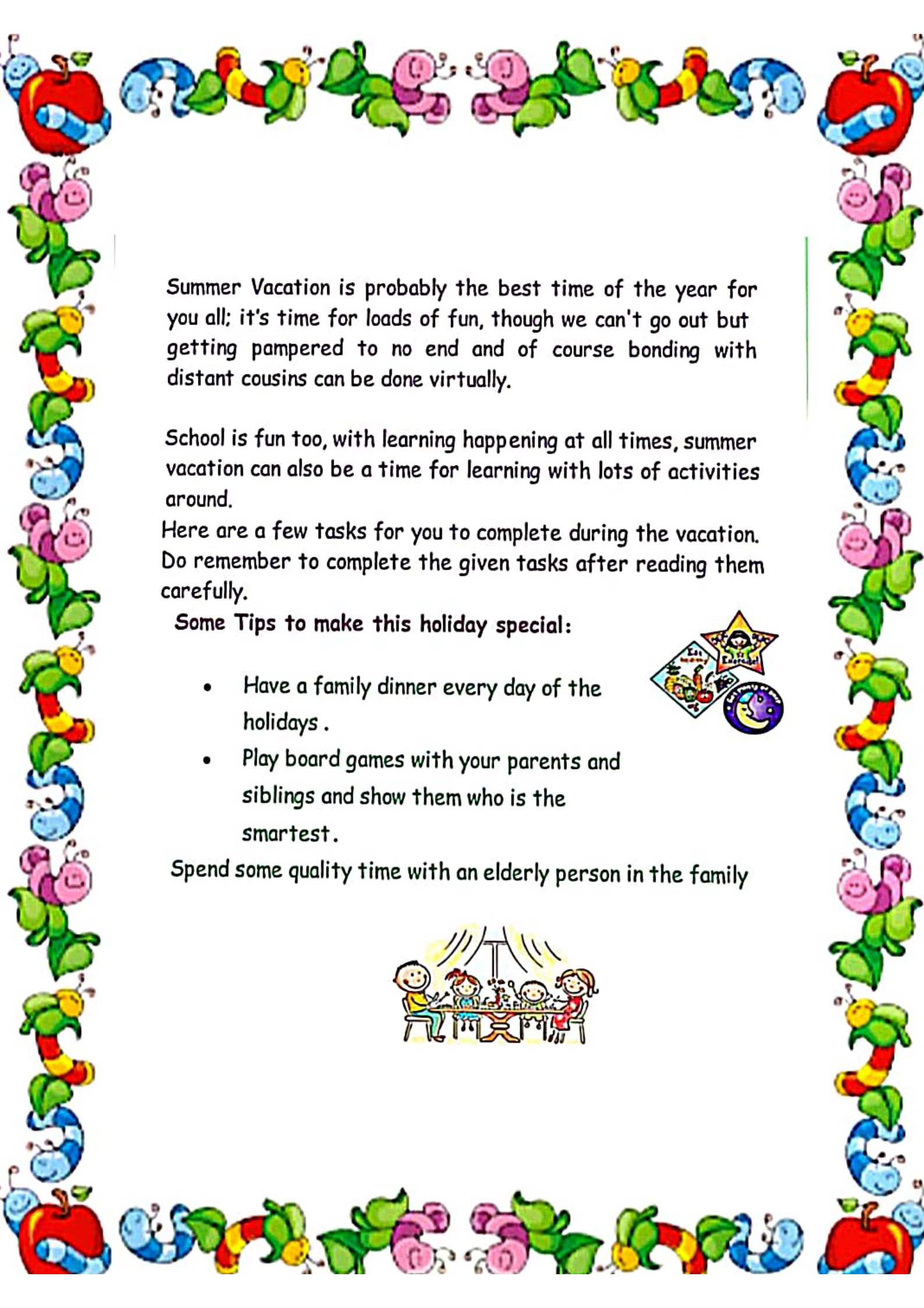


SUMMER HOLIDAY HOMEWORK

M. : +91 9460356652, 8058999828 | W : www.vsajaipur.com | E : vsajaipur@gmail.com

Add. : 84, Krishna Vihar, Behind Narayan Niwas, Gopalpura Bypass, Jaipur - 302015

 /vsajaipur |  /vsajaipur |  /vidyashreeacademy |  /vsa_jaipur



Summer Vacation is probably the best time of the year for you all; it's time for loads of fun, though we can't go out but getting pampered to no end and of course bonding with distant cousins can be done virtually.

School is fun too, with learning happening at all times, summer vacation can also be a time for learning with lots of activities around.

Here are a few tasks for you to complete during the vacation. Do remember to complete the given tasks after reading them carefully.

Some Tips to make this holiday special:

- Have a family dinner every day of the holidays .
- Play board games with your parents and siblings and show them who is the smartest.



Spend some quality time with an elderly person in the family



Some useful tips for summer vacation

Some dos and don'ts during summer vacation:

Do's

- ❖ Eat a nutritious diet with plenty of water. Include citrus fruits
- ❖ (orange, lemon, grapefruit) and vegetables which are rich in vitamin C, vitamin D containing foods (cheese, egg yolks) and zinc-containing foods (legumes, lentils, beans, and nuts).
- ❖ Wash your hands frequently, always with soap and water for at least 20 seconds or frequently use alcohol-based hand rub.
- ❖ Wear light cotton clothes.
- ❖ Protect yourself and others.
- ❖ Be a leader in keeping yourself, your school, family and community healthy.
- ❖ Cough and sneeze into a tissue or your elbow and avoid touching your face, eyes, mouth and nose.
- ❖ Share what you learn about preventing disease with your
- ❖ family and friends, especially with younger children.




Don'ts:

- ❖ Do not share cups, eating utensils, food or drinks with others.
- ❖ Do not have close contacts with a sick person.
- ❖ Do not participate in large gatherings.
- ❖ Do not touch your face, nose and eyes without washing hands.
- ❖ Don't dirty your place of living.
- ❖ Don't have junk food.
- ❖ Don't watch too much TV.
- ❖ Don't waste time being lazy.



ENGLISH

How to make a jam sandwich.



Cut out each step and glue them next to the correct picture:

Get some jam, some butter and a knife.

Place the other slice of bread on top.


Spread the jam onto one slice of bread.

Eat your sandwich.

Get two slices of bread.

Spread the butter onto one slice of bread.

What you need:



Bread



Butter



Knife



Jam



Make a beautiful chart of action words and prepare a short video telling about the action words with actions. Send the video to the school WhatsApp number.



हि
उ

अ

व

इ

ए



नीचे लिखी कविता याद करो(कोई एक) और अपना एक एक्शन के साथ कविता सुनाते हुए एक वीडियो रिकॉर्ड कीजिए और अपने स्कूल के व्हाट्सएप नंबर पर भेजें।



नन्ही जल की बूँदें

नन्ही जल की बूँदें
प्यारी-प्यारी जल की बूँदें
बरसातों में खेलें-कूदें
ऊपर से गिरकर मिट जाएँ
सभी बच्चों का दिल बेहलायें
सरे मिल फिर पानी बन जाएँ
तब मानव की प्यास बुझाएं
पानी को हम चलो बचाएं
बिना वजह न इसे बहाएं

गर्मी आई

गर्मी आई गर्मी आई,
धूप पसीना लेकर आई।
सूरज सिर पर चढ़ आता है,
अग्नि के बम बरसाता है।
मुझे नहीं यह बिलकुल भाई।
गर्मी आई गर्मी आई।
चलो बरफ के गोले खाएं,
ठेले से अंगूर ले आएँ।
मम्मी दूध मलाई लाई।
गर्मी आई गर्मी आई।

1. सही पढ़ने के साथ - साथ हमारा लेख भी अच्छा होना चाहिए । इसलिए एक पुस्तिका में 5-5 पंक्तियाँ सुलेख की लिखें । (15 pages)
2. आपके के परिवार में कौन -कौन है। लिंग के आधारपर उचित स्थान पर लिखो
3. "पढ़ोगे, लिखोगे, बनोगे महान" बच्चों जब तक आपको पढ़ना नहीं आएगा तब तक आप लिखना भी नहीं सीख पाओगे । इसलिए आप पढ़ना सीखो । प्रतिदिन अपनी हिन्दी की पाठ्य पुस्तक पढ़ने का अभ्यास करें ।
4. घर में रखे पुराने अखबार की मदद से अपनी पसंद की चीजे बनाकर सजाये जैसे बुकमार्क, जानवर की आकृति, नाव आदि



$$\pi = 3.14$$

123

$$5 \times 5 = 25$$

+

$$\lambda = 2y$$

$$a^2 + b^2 = c$$



$$x = y$$



$$\sqrt{15}$$

$$f(x)$$



$$\frac{1}{2}$$

MATH

$$1 \times 2$$



$$(x+y)^2$$

cos

$$2x - 6 + 1$$

$$\sin a$$



$$\tan$$



$$90$$



$$\frac{2}{5} = 1$$

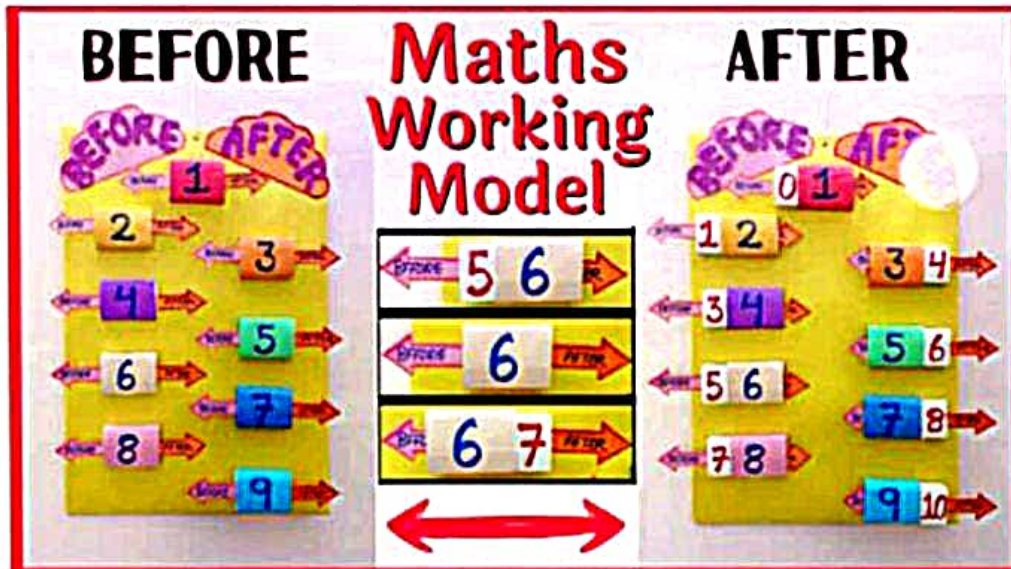
$$\sqrt{25}$$

+

$$f(x)$$

$$x + y = z$$

Make working model of after- before with the help of matchboxes.



I Know My Phone Numbers SKOOLGO

Name: _____

My Phone Number

□□□ □□□ □□□□

My Mom's Number

□□□□ □□□ □□□□

My Dad's Number

□□□□ □□□ □□□□

EMERGENCY

- Police: □□□
- Ambulance: □□□□
- Fire: □□□

Dial the number

Q1. Do the worksheet given alongside.


Q2. Learn and write tables 2-9.

Q3. Write down the last three digits of mobile numbers of 20 persons and write down their number names.

EVVS



Activity 1



Send a minute long video clips performing yoga with your family members on Yoga Day.

Activity 2

Father's Day(with parent's assistance)

Father's Day is on the third Sunday of June (16th June,2024). So pamper your father/grandfather. Make him feel special in every small way. Be a master chef for your dad. Put on your chef's cap and make something delicious to pamper your father on this father's day, like "Yummy, healthy roohafza shake." Make video preparing the shake and send it to school WhatsApp number. You can take help from the given link (<https://www.youtube.com/watch?v=HAGYA0klmqY>)

What you'll need

1. roohafza
2. milk (1glass)
3. crushed ice.

How to make:

1. take a glass of milk.
2. add two spoons of rooh afza.
3. add crushed ice and stir it well.

Your yummy shake is ready to be ssserved.





GENERAL KNOWLEDGE

Drag and drop the name of the monument to their correct picture.

MONUMENTS

[Redfort, India Gate, Mysore Palace,
Taj Mahal, Howrah Bridge, Golden Temple]



1. _____



2. _____




3. _____



4. _____



5. _____



6. _____

National symbols of India

Answer the following questions:

A). The national animal of India is _____.

- 1) Tiger
- 2) Elephant
- 3) Cow
- 4) Lion



B). The national bird of India is _____.


- 1) Parrot
- 2) Pigeon
- 3) Peacock
- 4) Sparrow



Match the following :-



TAJ MAHAL ,AGRA



HAWA MAHAL ,JAIPUR



QUTUB MINAR ,
DELHI



RED FORT ,DELHI



CHARMINAR ,
HYDERABAD



How to make a Paper Plate Sun and Rainbow Craft



RAINBOW

paper plate craft for kids

what you need

- paper plate
- yellow paint
- orange and yellow paper
- tissue paper in rainbow colors
- glue
- scissors
- marker

Step by Step Instructions

- Start by painting the paper plate yellow.
- When the paint dries, fold the paper plate in half.
- Cut along the fold to get two half circles.
- You will need one half of the paper plate for this project.
- If you want, you can draw a smiley face (or any other) on the paper plate half to give your craft some personality.
- Cut little triangles out of orange and yellow papers.
- Stick them on the back of the paper plate.
- Next comes the rainbow.
- Cut strips of tissue paper...And stick them on the back of the paper plate.
- All done! Your paper plate sun and rainbow craft is complete.

Important Pointers for Holiday homework

- Holiday Homework needs to be done in neat handwriting.
 - Activities should be presented beautifully with excellent creativity.
 - Holiday Homework is mandatory to be done by all the students within the stipulated time.
 - Students who won't be able to take out the print out of the Holiday Homework can do it in the notebook only by mentioning the question no. and writing the answers.
 - Holiday Homework will be evaluated in overall result.
-

HAPPY HOLIDAYS!!!