

Little Steps

Pre Primary wing of VSA

Happy holidays

CLASS - P.G

2024 - 2025

VSA

A Real English Medium School
VIDYA SHREE ACADEMY
SR. SEC. SCHOOL
www.vsajaipur.com



VIDYA SHREE ACADEMY SR. SEC . SCHOOL

SUMMER HOLIDAY HOMEWORK

(2024-2025)

Class-PG

Dear Parents ,

Summer Vacation !A long time to rejoice and recreate for all children. It is an appropriate period when the parents spend quality time with their children and try to discover their hidden potential , to realize their talents and raise their self esteem.

- Vacation give children a chance to relax. Besides relaxing , there should be a healthy mix of play and work. Punctuate their relaxed moments with constructive and creative work , this will surely enhance their confidence.
- Encourage your child to take healthy food.
- Take your child for outing and fun. Try to spend maximum time with him/her & develop an everlasting bond.
- Make sure that your child completes his/her homework neatly.
- Help your child inculcate good habits.
- Recite a story to your child and ask him/ her to narrate it.
- Converse with your child in English.

So spend these holidays creating an environment filled with fun , frolic , learning & education.


- Help your child make an attractive handmade folder with Pastel sheet Decorate it and compile all the homework in it.
- Draw your favourite cartoon on A4 size sheet and colour it.
- Learn five lines on your family.



WORKSHEET


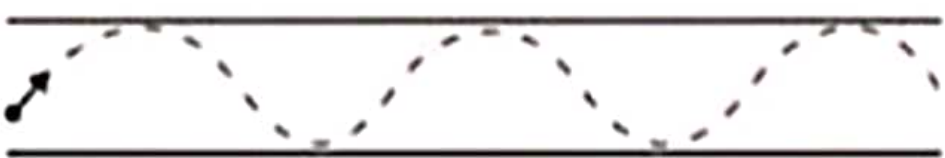
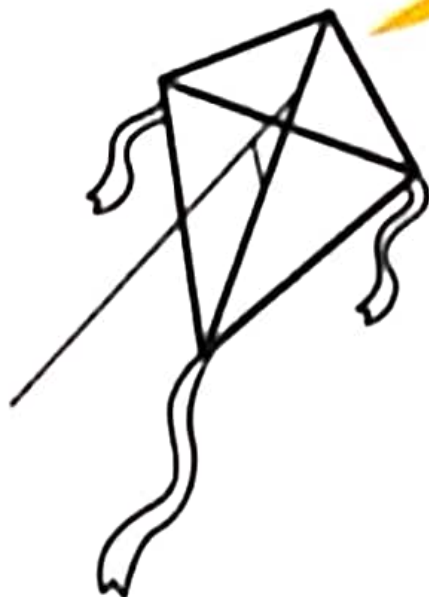
Activity Time

Join the dots and colour:-





Handwriting Practice







Handwriting Practice



Loops and Curves

Trace the dots and form loops and curves.





Vertical lines

Trace the dotted lines to form rainfall. Use a blue crayon to trace the dotted lines. Colour the clouds.



Complete the pattern.



WORKSHEET

My name is...

_____.

All About
Me!

My favorite food is...

_____.

my family

My favorite thing is...

_____.

I am

_____ years old.

Make a beautiful craft



Paper Cup Bunny

- 1) First we take a coffee cup.
- 2) Then we colour it.
- 3) We make two ears of bunny with the help of craft paper and paste it inside the cup.
- 4) Then we make eyes and paste it on the cup.
- 5) We make whisker of the Bunny with the paper and paste on the cup.
- 6) Our Bunny is ready.

Make a beautiful craft.



Paper Dog

Instructions

1. You will need a square piece of paper. Fold the paper diagonally in half to make a triangle.
2. Fold one corner down. Do the same to the other side.
3. Fold the bottom corner up. ...
4. Cut a circle out of paper for a nose and glue it on. ...
5. Draw on eyes and any other details and you're done!

Important Pointers for Holiday homework

- Holiday Homework needs to be done in neat handwriting.
 - Activities should be presented beautifully with excellent creativity.
 - Holiday Homework is mandatory to be done by all the students within the stipulated time.
 - Students who won't be able to take out the print out of the Holiday Homework can do it in the notebook only by mentioning the question no. and writing the answers.
 - Holiday Homework will be evaluated in overall result.
-

HAPPY HOLIDAYS!!!