

Happy Holidays

CLASS - Prep

2024 - 2025

VSA

A Real English Medium School
VIDYA SHREE ACADEMY
SR. SEC. SCHOOL
www.vsajaipur.com

Little Steps
Pre Primary wing of VSA



VIDYA SHREE ACADEMY SR. SEC . SCHOOL

SUMMER HOLIDAY HOMEWORK

(2024-2025)

Dear Parents ,

Class-Prep

Summer Vacation !A long time to rejoice and recreate for all children. It is an appropriate period when the parents spend quality time with their children and try to discover their hidden potential , to realize their talents and raise their self esteem.

- Vacation give children a chance to relax. Besides relaxing , there should be a healthy mix of play and work. Punctuate their relaxed moments with constructive and creative work , this will surely enhance their confidence.
- Encourage your child to take healthy food.
- Take your child for outing and fun. Try to spend maximum time with him/her & develop an everlasting bond.
- Make sure that your child completes his/her homework neatly.
- Help your child inculcate good habits.
- Recite a story to your child and ask him/ her to narrate it.
- Converse with your child in English.

So spend these holidays creating an environment filled with fun , frolic , learning & education.

- Help your child make an attractive handmade folder with Pastel sheet Decorate it and compile all the homework in it.
- Draw your favourite cartoon on A4 size sheet and colour it.
- Learn five lines on your family.



Do All Work Given In Diary

**Make a video of any two Hindi and English poem and
send school WhatsApp**



EVVS



COLORS WORKSHEET



Name : _____

Date: _____

Write the colors name using given box.


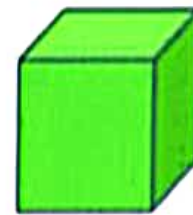


pink	black	yellow	red	blue
green	brown	orange	grey	





Draw lines from the real-world items to their matching shapes .







Recognizing Shapes

Name: _____

Color each shape



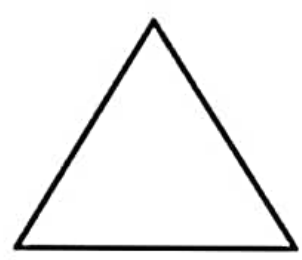
Square




Circle



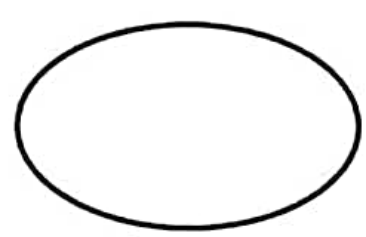
Rectangle



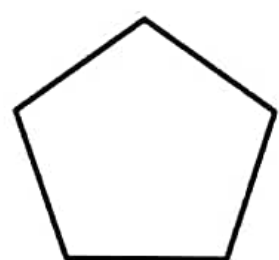
Triangle



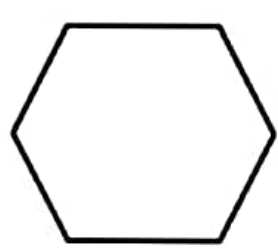
Diamond



Oval



Pentagon



Hexagon



Star



Unscramble the letters and write the name of the picture.



e e y



a e r



o e n s



m a r



c f a e



i h r a



u t o h m



n a h d



h e t e t



o t f o





MATHS



Adding up-to 2

(1) $5+2 = \underline{\quad}$ (11) $7+2 = \underline{\quad}$

(2) $6+2 = \underline{\quad}$ (12) $5+2 = \underline{\quad}$

(3) $7+2 = \underline{\quad}$ (13) $8+2 = \underline{\quad}$

(4) $8+2 = \underline{\quad}$ (14) $7+2 = \underline{\quad}$

(5) $5+2 = \underline{\quad}$ (15) $5+2 = \underline{\quad}$

(6) $7+2 = \underline{\quad}$ (16) $6+2 = \underline{\quad}$

(7) $6+2 = \underline{\quad}$ (17) $5+2 = \underline{\quad}$

(8) $8+2 = \underline{\quad}$ (18) $8+2 = \underline{\quad}$

(9) $6+2 = \underline{\quad}$ (19) $6+2 = \underline{\quad}$

(10) $8+2 = \underline{\quad}$ (20) $7+2 = \underline{\quad}$





Write the numbers in box

One

Six

Two

Seven

Three

Eight

Four

Nine


Five


Ten


Math Numbers Worksheet for Kids


Name _____

Circle the correct number of images.

	2 3 5
---	-------------

	4 6 7
--	-------------

	2 4 5
---	-------------


	4 6 7
---	-------------

	6 8 9
---	-------------



ENGLISH

Name the Picture



Underline the correct name of the picture.



tower
flower



van
can



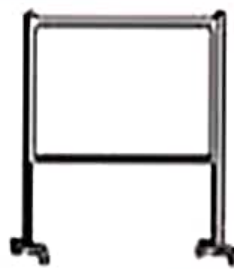
car
bar



jar
scar



bag
tag



board
cord



rat
bat



cat
hat



sack
back



bear
tear



I Can Write CVC Words

Name _____

Write the words. Color.

hut wig bed bat hat fan dog hot dig



--	--	--



--	--	--



--	--	--



--	--	--



--	--	--



--	--	--



--	--	--



--	--	--



--	--	--



HINDI

बिना मात्रा के शब्द

चित्र को देखकर सही शब्द पर गोला लगाएं

	घन	हल	कर
	बस	हस	दस
	मग	कल	पग
	कलम	कमल	गरम
	भवन	पदक	गरम



विना मात्रा के शब्द

चित्रों को पहचानो और दिए गए शब्दों को पूरा करो और उनमें रंग भरो।

Identify the pictures and complete the given words and colour them.

___ल



न___



क___ल



ब___



___ग



अद___क



द___

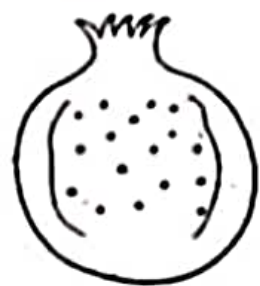




चित्र देखकर पहला अक्षर लिखे और रंग भरो























WORKSHEET

My name is...

All About
Me!

My favorite food is...

my family

My favorite thing is...

I am

_____ years old.



Make a beautiful craft.



Paper Dog

Instructions

1. You will need a square piece of paper. Fold the paper diagonally in half to make a triangle.
2. Fold one corner down. Do the same to the other side.
3. Fold the bottom corner up. ...
4. Cut a circle out of paper for a nose and glue it on. ...
5. Draw on eyes and any other details and you're done!

Make a beautiful craft.



Paper Cup Bunny

- 1) First we take a coffee cup.
- 2) Then we colour it.
- 3) We make two ears of bunny with the help of craft paper and paste it inside the cup.
- 4) Then we make eyes and paste it on the cup.
- 5) We make whisker of the Bunny with the paper and paste on the cup.
- 6) Our Bunny is ready.



Important Pointers for Holiday homework

- Holiday Homework needs to be done in neat handwriting.
 - Activities should be presented beautifully with excellent creativity.
 - Holiday Homework is mandatory to be done by all the students within the stipulated time.
 - Students who won't be able to take out the print out of the Holiday Homework can do it in the notebook only by mentioning the question no. and writing the answers.
 - Holiday Homework will be evaluated in overall result.
-

HAPPY HOLIDAYS!!!