


Class- (III & IV)

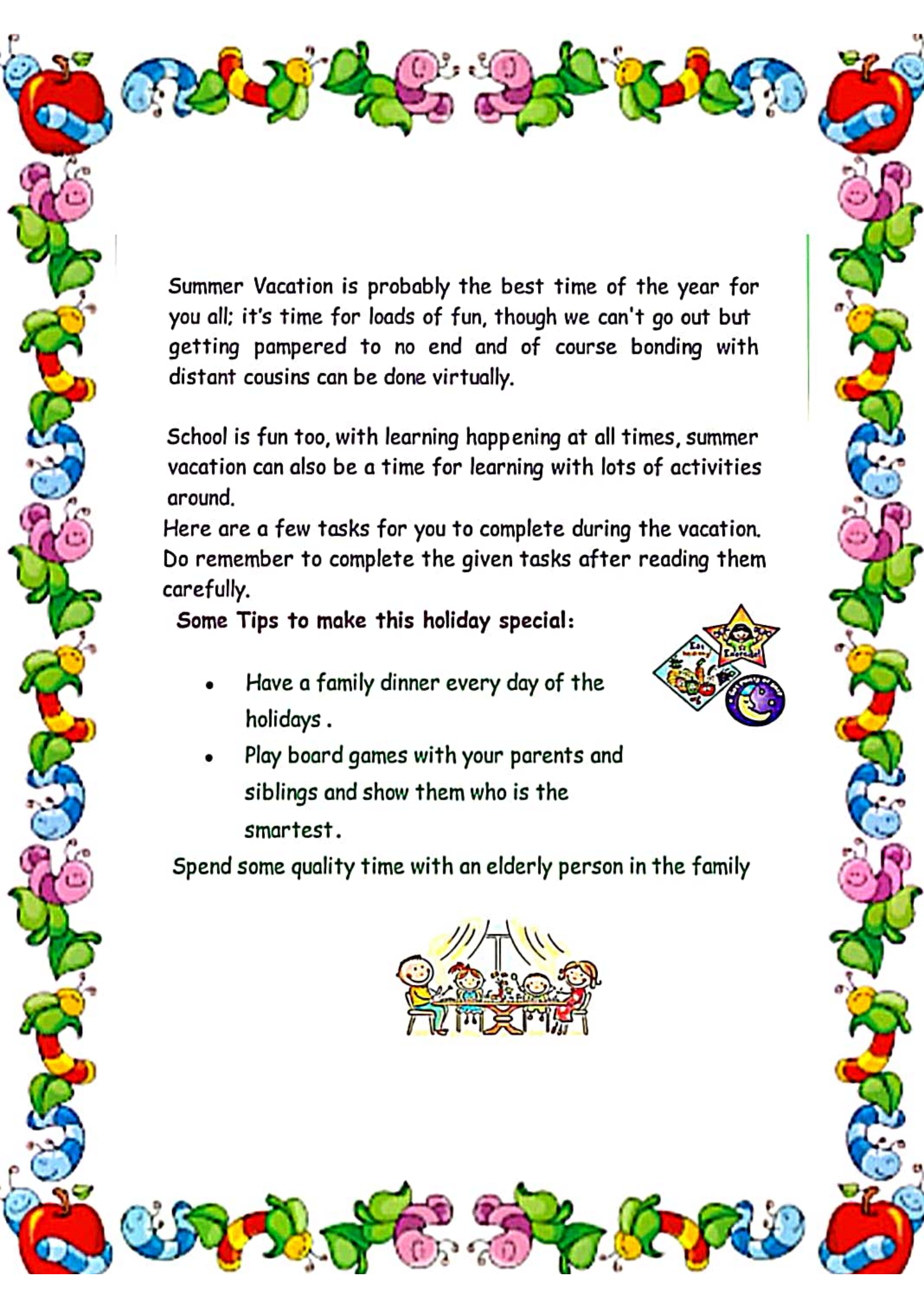


SUMMER HOLIDAY HOMEWORK

M. : +91 9460356652, 8058999828 | W : www.vsajapur.com | E : vsajapur@gmail.com

Add. : 84, Krishna Vihar, Behind Narayan Niwas, Gopalpura Bypass, Jaipur - 302015

 /vsajapur |  /vsajapur |  /vidyashreeacademy |  /vsa_jaipur



Summer Vacation is probably the best time of the year for you all; it's time for loads of fun, though we can't go out but getting pampered to no end and of course bonding with distant cousins can be done virtually.

School is fun too, with learning happening at all times, summer vacation can also be a time for learning with lots of activities around.

Here are a few tasks for you to complete during the vacation. Do remember to complete the given tasks after reading them carefully.

Some Tips to make this holiday special:

- Have a family dinner every day of the holidays .
- Play board games with your parents and siblings and show them who is the smartest.



Spend some quality time with an elderly person in the family



Some useful tips for summer vacation

Some dos and don'ts during summer vacation:

Do's

- ❖ Eat a nutritious diet with plenty of water. Include citrus fruits
- ❖ (orange, lemon, grapefruit) and vegetables which are rich in vitamin C, vitamin D containing foods (cheese, egg yolks) and zinc-containing foods (legumes, lentils, beans, and nuts).
- ❖ Wash your hands frequently, always with soap and water for at least 20 seconds or frequently use alcohol-based hand rub.
- ❖ Wear light cotton clothes.
- ❖ Protect yourself and others.
- ❖ Be a leader in keeping yourself, your school, family and community healthy.
- ❖ Cough and sneeze into a tissue or your elbow and avoid touching your face, eyes, mouth and nose.
- ❖ Share what you learn about preventing disease with your family and friends, especially with younger children.



Don'ts:

- ❖ Do not share cups, eating utensils, food or drinks with others.
- ❖ Do not have close contacts with a sick person.
- ❖ Do not participate in large gatherings.
- ❖ Do not touch your face, nose and eyes without washing hands.
- ❖ Don't dirty your place of living.
- ❖ Don't have junk food.
- ❖ Don't watch too much TV.
- ❖ Don't waste time being lazy.

ENGLISH

- Make a small video on the places you visited during the summer holidays and send it to your School WhatsApp number.(Socio Emotional and Cognitive development)



- Read the news paper daily and write two most important / Breaking news from the given categories:

- (i) National
- (ii) International
- (iii) City
- (iv) Sports



- Watch any one of the following movies and write the names of three characters & few lines in scrapbook on the character you like most in the movie.

- A. The Lion King
- B. Toy Story
- C. Onward



tograph: Disney/Pixar

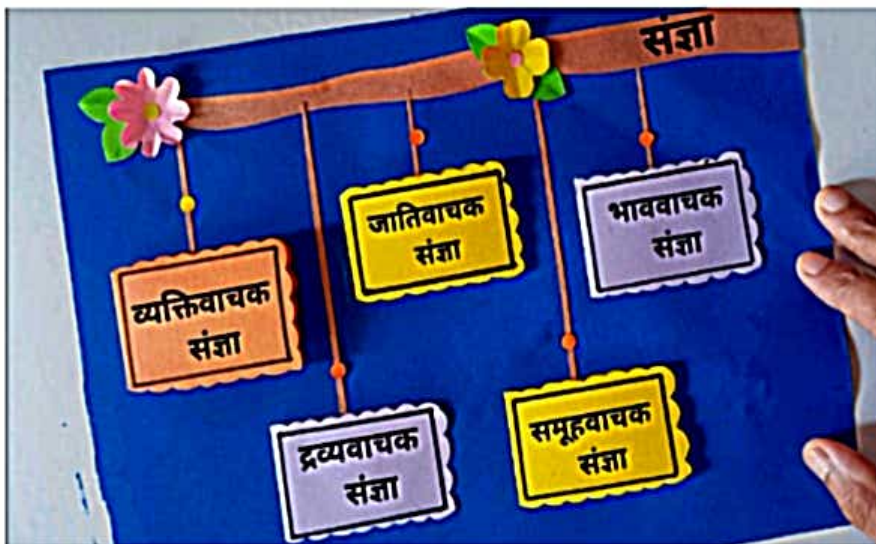
Onward (2020)



HINDI

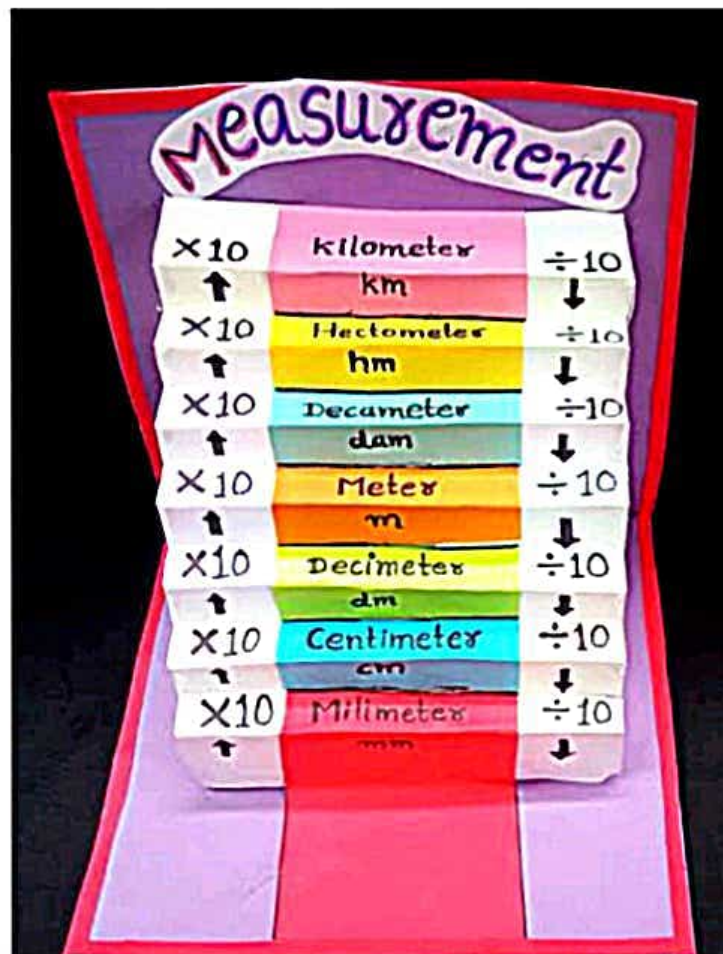
आओ चलो पानी को बचाते हैं,
गंगा तो हो गई है स्वच्छ,
चलो अब पानी को भी बचाते हैं,
पानी की बून्द बून्द हमे बचानी है,
यह तो हमारी ही जिम्मेदारी है,
कल ना हुआ पानी अगर तो,
जीवन कहां से लाओगे,
आज अनमोल है पानी,
कल गली गली ढूंढते रह जाओगे॥

- ऊपर दी गई कविता के भाव को समझकर अपनी आवाज़ में बोलते हुए एक वीडियो बनाकर अपने स्कूल के व्हाट्सएप नंबर पर भेजिए।
- कोई भजन / गीत याद करें व अपने परिवार में सबको गाकर सुनायें।
- संज्ञा पर चार्ट बनाएं। एक शॉर्ट वीडियो भी बनाएं।



MATHS

- Make working model of Measurement of length units. A YouTube link is also given below for your help.



Dream Vacation Budget

You are planning a dream vacation and need to prepare a budget in order to plan and save for you dream vacation.

1. Make a list of things you need by category.
(*transportation, accommodations, attractions, food...*)
2. Find out how much you will need and what the costs of everything will be.



Dream Vacation:	Cost:

Total Needed: \$ _____

EVs

ACTIVITY-1

HEALTHY FOOD FOR HEALTHY LIFE

A healthy diet is essential for good health and nutrition. It protects you against many diseases. Eating a variety of food is essential for healthy diet. Prepare a poster of healthy food and give slogan "THINK HEALTHY FIRST" and make people aware with a need to eat healthy food for better lifestyle. Here is a hint to make a poster.



ACTIVITY-2

HOME SWEET HOME

A home can be made of sticks and mud or great big blocks of snow. A home can be twenty stories tall or in the ground below. A home can be way up on a hill or next to the ocean wide. A home can have a mill above or a chimney on its side. A home can be where you are safe and sound or with family, friends and more .A home can be where you have your heart and all that you adore.

A house is our HOME SWEET HOME. Make a model on different types of houses-Kutchha/pucca house. Choose any one. Take the things easily available at home to give a perfect finish to your model. Here are the hints with the picture and the video link-

https://www.youtube.com/watch?v=3nBnE_th7jI



Apart from the holiday homework students are advised to do the following:

28/33




- Make a poster with few slogans on the topic "Experience during lockdown." and make a "Thank you card" with a message for the brave fighters of Covid 19 i.e., the "doctors" & "policeman".

Activity - 3

A week filled with activities.....

- Click picture or make video of your ward while they perform the following activities and paste them in an table calendar format to make it more attractive.

(Send the pictures and videos to the school WhatsApp number also)

<p>Make it Monday</p> 	<p>1) Make a mask out of paper plate. Or 2) Reuse the carton/bottles.</p>
<p>Helping hand Tuesday</p> 	<p>Help your mother in doing dusting in any one room of your house.</p>
<p>Water day Wednesday</p> 	<p>1) Help your parents in washing their car or bike. 2) Clean the water bottles and refill them with clean water. 3) Water the plants in your garden.</p>

Thinking and Thoughtful Thursday



1) Do a random act of kindness. For example: plant something or share your toy with your special friend or feed the birds or whatever makes everyone happy.

Foodie Friday



1) Make ice popsicles
Or

2) Make a Fruit chaat

Super Saturday/Sunday



1) Read for pleasure

-Akbar Birbal

-Amar Chitra Katha or any other book

2) Movies for fun (any1)

-The Good Dinosaur











-The Toystory

* Make stick puppets of any two characters from the story you read.

GK

1. Drag and drop the names of the states to their correct famous dance forms.

Famous Folk Dances of India

<p>Kuchipudi</p>  <p>[]</p>	<p>Odissi</p>  <p>[]</p>	<p>Bharatnattiyam</p>  <p>[]</p>	<p>Kathak</p>  <p>[]</p>
<p>Ghoomar</p>  <p>[]</p>	<p>Bihu</p>  <p>[]</p>	<p>Garba</p>  <p>[]</p>	
<p>Kathakali</p>  <p>[]</p>	<p>Cheraw</p>  <p>[]</p>	<p>Lavni</p>  <p>[]</p>	

Tamil Nadu

Kerala

Assam

Uttar Pradesh

Maharashtra

Odisha

Rajasthan

Andhra Pradesh

Mizoram

Gujarat

Famous Indian Foods

Drag and drop the names of the states to their correct famous food!



Yakhni Pulao

Makki Ki Roti, Sarson Ka Saag

Appam



Dhokla

Biryani

Daal Baati Churma



Chakhwi

Rasgulla

Fish Curry



Momos

Litti Chokha

Misal Pav

Gujarat

Maharashtra

Jammu and Kashmir

Telangana

Rajasthan

Tripura

Goa

Punjab

Bihar

Sikkim

Kerala

West Bengal

ART & CRAFT

- Make a best dad badge or popsicle stick craft for your father on father's day.



Best dad badge –

Supplies you need-

1. A4 Paper (any colour paper)
2. Two paper strips, approximate size-4 x 13 cm each (colour)
3. White paper cut in round shape
4. Glue
5. Scissors
6. Coloured pen

Steps-

Step 1

Cut the blue A4 paper into 2 equal sized pieces vertically.

Step 2

Take one piece of paper and start making accordion folds all the way till the end.

Step 3

Once you have completed making the accordion folds, fold it in half.

Then apply glue on one side and glue it together by pressing it from both the sides .

Step 4

After gluing both the sides together, you will get a mini paper fan.

At the bottom of this paper fan, you will see two or three folds which are loose and can be stretched out. We don't want them to stay loose. Apply some glue at the centre and glue them together.

Step 5

Take the other piece of paper left from Step 1 and repeat steps 2 to 4 . Now, you will have two paper fans. Glue them together at the bottom and you will get a rosette.

Glue a white paper cut in round shape over the rosette. Make sure it is smaller than the rosette.

Step 6

Cut ribbons out of two blue paper strips and glue them together.

Now, you can glue the ribbons at the back of the rosette and write your favourite words for daddy on the white paper!

Popsicle Stick Craft

Supplies you need-

1. Coloured popsicle sticks
2. Hot Glue
3. Jute twine
4. Scissors
5. Marker or colour pen

Steps to make a Father's Day popsicle stick craft

Step 1

Choose 10 to 12 popsicle sticks of your favourite colors.

Now, get the jute twine and apply hot glue on two sides of it to stick the popsicle sticks. I highly recommend adults to do this step as it involves the use of a hot glue. (Use wood glue if kids are doing it.)

Step 2

Stick the popsicle sticks one by one on the twine by using hot glue.

Once all the popsicle sticks are glued on to the twine, cut any extra lengths of twine left at the ends.

(You can take the help of the following video link – https://youtu.be/BSW_n1ZtY54?feature=shared)

Important Pointers for Holiday homework

- Holiday Homework needs to be done in neat handwriting.
 - Activities should be presented beautifully with excellent creativity.
 - Holiday Homework is mandatory to be done by all the students within the stipulated time.
 - Students who won't be able to take out the print out of the Holiday Homework can do it in the notebook only by mentioning the question no. and writing the answers.
 - Holiday Homework will be evaluated in overall result.
-

HAPPY HOLIDAYS!!!