


# Class - V



# SUMMER HOLIDAY HOMEWORK

M. : +91 9460356652, 8058999828 | W : www.vsajalpur.com | E : vsajalpur@gmail.com

Add. : 84, Krishna Vihar, Behind Narayan Niwas, Gopalpura Bypass, Jaipur - 302015

 /vsajalpur |  /vsajalpur |  /vidyashreeacademy |  /vsa\_jalpur



Summer Vacation is probably the best time of the year for you all; it's time for loads of fun, though we can't go out but getting pampered to no end and of course bonding with distant cousins can be done virtually.

School is fun too, with learning happening at all times, summer vacation can also be a time for learning with lots of activities around.

Here are a few tasks for you to complete during the vacation. Do remember to complete the given tasks after reading them carefully.

**Some Tips to make this holiday special:**

- Have a family dinner every day of the holidays .
- Play board games with your parents and siblings and show them who is the smartest.



Spend some quality time with an elderly person in the family





## Some useful tips for summer vacation

Some dos and don'ts during summer vacation:

### Do's

- ❖ Eat a nutritious diet with plenty of water. Include citrus fruits
- ❖ (orange, lemon, grapefruit) and vegetables which are rich in vitamin C, vitamin D containing foods (cheese, egg yolks) and zinc-containing foods (legumes, lentils, beans, and nuts).
- ❖ Wash your hands frequently, always with soap and water for at least 20 seconds or frequently use alcohol-based hand rub.
- ❖ Wear light cotton clothes.
- ❖ Protect yourself and others.
- ❖ Be a leader in keeping yourself, your school, family and community healthy.
- ❖ Cough and sneeze into a tissue or your elbow and avoid touching your face, eyes, mouth and nose.
- ❖ Share what you learn about preventing disease with your family and friends, especially with younger children.



### Don'ts:

- ❖ Do not share cups, eating utensils, food or drinks with others.
- ❖ Do not have close contacts with a sick person.
- ❖ Do not participate in large gatherings.
- ❖ Do not touch your face, nose and eyes without washing hands.
- ❖ Don't dirty your place of living.
- ❖ Don't have junk food.
- ❖ Don't watch too much TV.
- ❖ Don't waste time being lazy.





## General Instructions

1. Assignment to be done on A-4 sheets or an print out of these sheets .
2. Activity to be done on an A-4 size sheet
3. Maintain the work neatly in a folder.

### Holiday homework English

Name - \_\_\_\_\_





**CLASS - V**  
**SUBJECT: ENGLISH**

**Q1) Read the passage carefully and answer the questions that follow :-**

The joint family system has undergone a drastic change in India. There are number of factors which are leading to its disintegration. Opportunity for employment outside agriculture and specially in the urban area are increasing, as a result of which the young men of the rural areas have been shifting to those place. Many young person in the urban area are also moving out of the parents' places to seek opening in other parts of the country or even outside of India.

The property dispute and sour relation between mother in -law and daughter-in- law have forced many persons to opt for an independent living. As a result of disintegration of joint families the aged have lost the traditional source of economic and social support which was easily available to them in joint family.

A) What changes do we see in joint family in India.

\_\_\_\_\_

B) What types of disputes are common in joint family?

\_\_\_\_\_

C) What loss have the aged face?

\_\_\_\_\_

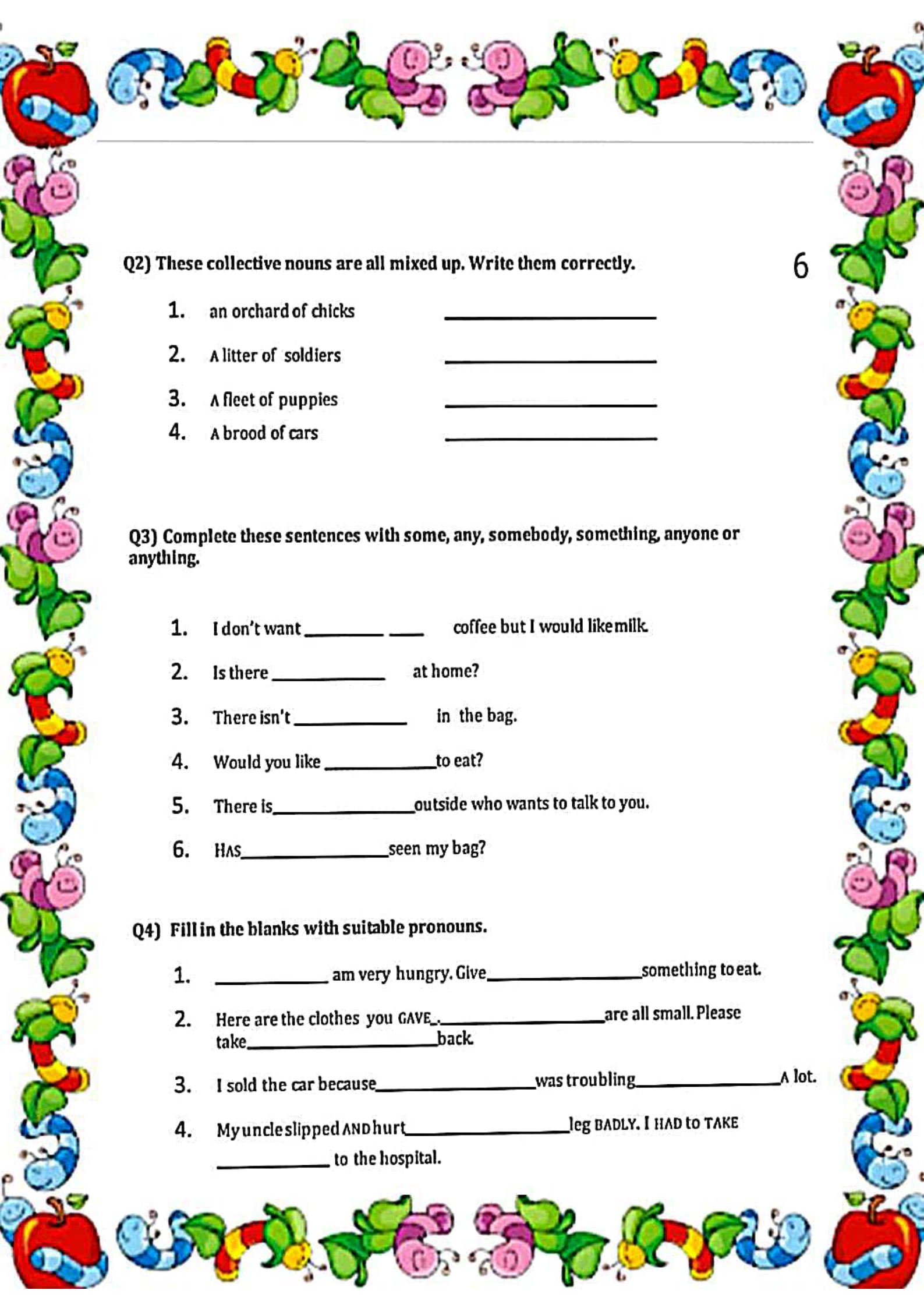
D) Write the suitable meaning of EXTREME.

\_\_\_\_\_

E) Give suitable title to the passage.

\_\_\_\_\_





Q2) These collective nouns are all mixed up. Write them correctly.

6

1. an orchard of chicks \_\_\_\_\_
2. A litter of soldiers \_\_\_\_\_
3. A fleet of puppies \_\_\_\_\_
4. A brood of cars \_\_\_\_\_

Q3) Complete these sentences with some, any, somebody, something, anyone or anything.

1. I don't want \_\_\_\_\_ coffee but I would like milk.
2. Is there \_\_\_\_\_ at home?
3. There isn't \_\_\_\_\_ in the bag.
4. Would you like \_\_\_\_\_ to eat?
5. There is \_\_\_\_\_ outside who wants to talk to you.
6. HAS \_\_\_\_\_ seen my bag?

Q4) Fill in the blanks with suitable pronouns.

1. \_\_\_\_\_ am very hungry. Give \_\_\_\_\_ something to eat.
2. Here are the clothes you GAVE. \_\_\_\_\_ are all small. Please take \_\_\_\_\_ back.
3. I sold the car because \_\_\_\_\_ was troubling \_\_\_\_\_ a lot.
4. My uncle slipped AND hurt \_\_\_\_\_ leg BADLY. I HAD to TAKE \_\_\_\_\_ to the hospital.



5. She sings so well that all \_\_\_\_\_ songs are a hit.

Q5) Fill in the blanks with the correct collective nouns from the box.

series	team	bunch	PACK
BAND	bouquet	curriculum	fleet

1. A \_\_\_\_\_ of CARS
2. A \_\_\_\_\_ of science
3. A \_\_\_\_\_ of flowers
4. A \_\_\_\_\_ of musicians
5. A \_\_\_\_\_ of events
6. A \_\_\_\_\_ of boys
7. A \_\_\_\_\_ of keys
8. A \_\_\_\_\_ of cards

Q6) Write a short paragraph in about 40-50 words on "A Visit to Taj Mahal". Use these Value points to write the paragraph.

- How did you get the chance for this trip?
- What preparations did you do for this trip?
- What all did you @ Taj Mahal?
- What did you enjoy the most there?
- What all activities did you do there?
- What is the uniqueness of Taj Mahal?









# Holiday Homework Hindi

Name- \_\_\_\_\_





प्र.२ कविता पढ़कर रंगीन शब्दों के विलोम शब्द लिखिए -



ऐसे सूरज आता है ,पूरब का दरवाजा खोल ,  
धीरे -धीरे सूरज गोल ,लाल रंग बिखराता है  
ऐसे सूरज आता है ।

जागती है चिड़ियों ,खिलती है कतियों ,  
दिन सीढ़ी पर घड़ता है ,सूर्योदय यूँ होता है ,  
ऐसे सूरज आता है।

शब्द	विलोम

प्र.३ अपने परिवार के सदस्यों व मित्रों के नामों को लिंग के आधार पर स्त्रीलिंग और पुल्लिंग की सूची बनाइए ।



## रचनात्मक गतिविधि

भगवान श्री कृष्ण और सुदामा बचपन के मित्र थे और उनकी मित्रता दुनिया में प्रसिद्ध है, उनकी मित्रता से संबंधित विचारों को अपने शब्दों में लिखें और उनका चित्र भी चिपकाए।



---

---

---

---

---

---

---





# Holiday Homework Maths

Name- \_\_\_\_\_



# EXPANDED FORM

## Part 1: Numerals in Standard Form

Write each number in standard form. The first problem has been completed for you.

1  $3,000 + 200 + 30 + 5$

.

3,235

3 \_\_\_\_\_

• 5 hundreds 2 tens and 1 ones

\_\_\_\_\_

5 7 tens and 7 ones

.

\_\_\_\_\_

7 two thousand and twenty-eight

.

\_\_\_\_\_

2.  $800 + 20 + 5$

4.

Three thousand and four

\_\_\_\_\_

6.  $2,000 + 50 + 6$

\_\_\_\_\_

8. 8 thousand and 1 hundred

\_\_\_\_\_

## Part 2: Finding the Value of a Digit

Write the place value of the underlined digit. The first problem has been completed for you.

1  $9,640$

.

9thousands

\_\_\_\_\_

3  $6\underline{7}5$

.

\_\_\_\_\_

5  $8,1\underline{0}0$

.

\_\_\_\_\_

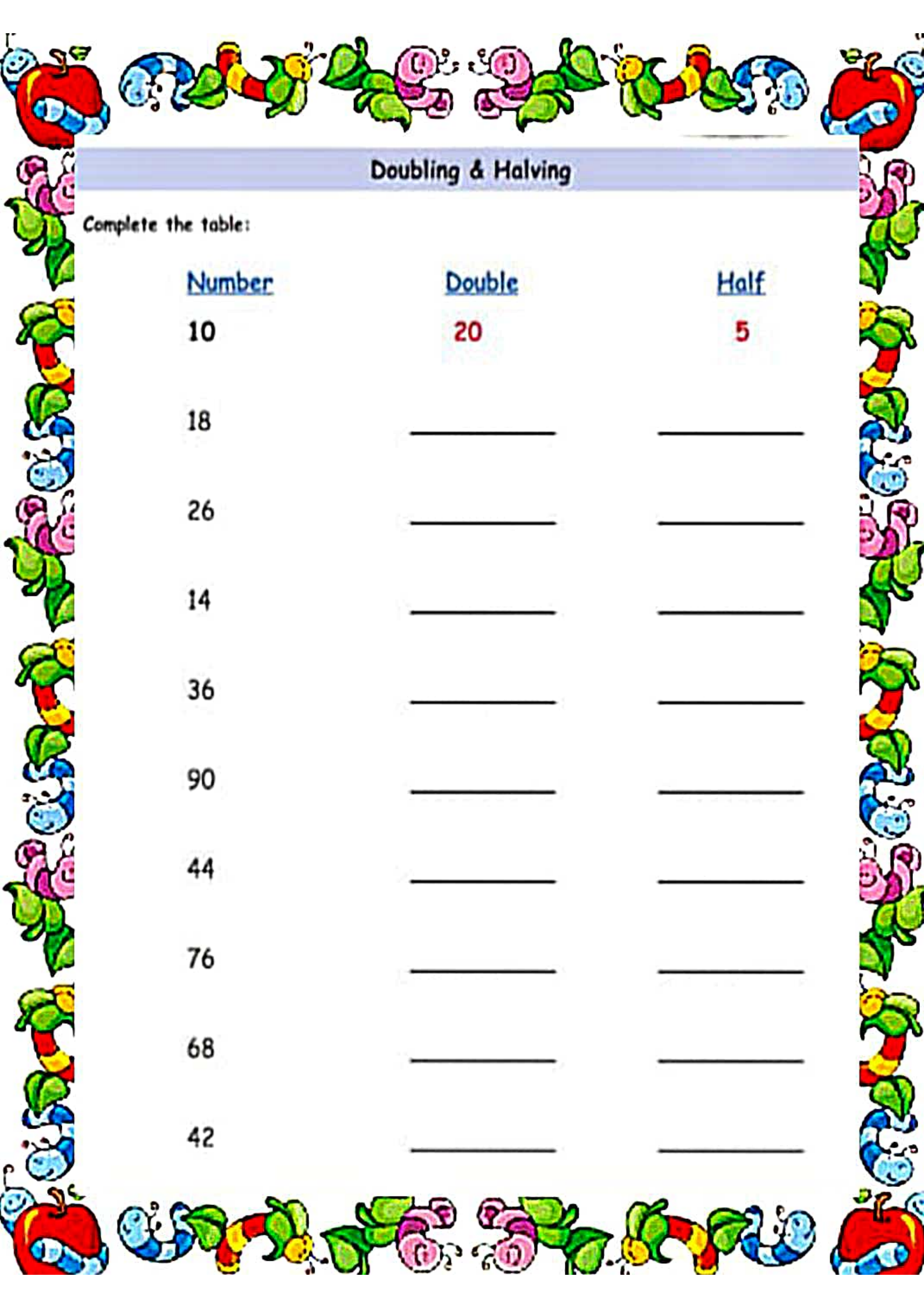
2.  $7\underline{5}4$

4.  $2,8\underline{7}5$

6.  $3\underline{9}$

\_\_\_\_\_






## Doubling & Halving

Complete the table:

<u>Number</u>	<u>Double</u>	<u>Half</u>
10	20	5
18	_____	_____
26	_____	_____
14	_____	_____
36	_____	_____
90	_____	_____
44	_____	_____
76	_____	_____
68	_____	_____
42	_____	_____

Q1. Solve the given puzzle.



ACROSS

- |                    |                     |
|--------------------|---------------------|
| 1. $1408 - 427$    | 23. $2 + 37$        |
| 4. $1627 + 6068$   | 24. $401 + 2294$    |
| 8. $601 + 3466$    | 26. $28 + 53$       |
| 9. $6046 - 2918$   | 28. $23833 - 11720$ |
| 10. $9 + 18$       | 30. $62 - 5$        |
| 11. $84863 - 2084$ | 31. $328 + 1133$    |
| 13. $24 + 21$      | 32. $10074 - 261$   |
| 14. $2109 + 7810$  | 35. $2826 + 3220$   |
| 15. $58 - 4$       | 36. $142 + 442$     |
| 17. $420 - 105$    |                     |
| 18. $40 + 946$     |                     |
| 19. $219 + 501$    |                     |
| 21. $499 - 15$     |                     |

DOWN

- |                    |                     |
|--------------------|---------------------|
| 1. $172 - 82$      | 18. $167 - 73$      |
| 2. $115 - 29$      | 19. $1 + 72$        |
| 3. $27929 - 10034$ | 20. $25695 + 3445$  |
| 4. $4734 + 2645$   | 21. $70644 - 21249$ |
| 5. $138 + 479$     | 22. $21 + 64$       |
| 6. $90348 + 2610$  | 24. $1300 + 816$    |
| 7. $105 - 47$      | 25. $110 - 49$      |
| 8. $779 - 304$     | 26. $1707 - 354$    |
| 10. $1 + 23$       | 27. $1 + 16$        |
| 12. $2 + 19$       | 29. $54 + 210$      |
| 14. $20 + 71$      | 31. $1 + 15$        |
| 16. $9 + 37$       | 33. $50 + 38$       |
| 17. $20 + 10$      | 34. $5 + 9$         |





# Holiday Homework EVS

Name- \_\_\_\_\_



**I. State TRUE/FALSE:**


1. Food items rich in carbohydrates are called energy - giving foods.
2. Proteins provide energy for the body.
3. Starch is quickly digested by our body.
4. Cooking does not kill germs.
5. Roughage helps in removing waste material from our body.
6. We need to eat lots of fats to stay healthy.

**II. Fill in the blanks:**

1. Preservation of food is a method to prevent food from getting \_\_\_\_\_.
2. The nutrient group found on the top of a food pyramid is \_\_\_\_\_.
3. An important mineral that the body needs to make haemoglobin is \_\_\_\_\_.
4. \_\_\_\_\_ contain much more energy than carbohydrates.
5. \_\_\_\_\_ and \_\_\_\_\_ are protective foods.

**III. Answer the following questions:**

- Q1. What are the main sources of proteins?
- Q2. Why do we cook food?
- Q3. Discuss sugaring and salting.
- Q4. Write how Vitamin A helps out body.
- Q5. Why is food essential for us?





# Safety Rules 1

NAME: .....

Choose and write. Then match the sentences with the pictures.



- 1) When you go to amusement parks with lots of people, always ..... with your family.
- 2) If a stranger asks you personal questions, .....
- 3) When you go to school, .....
- 4) When you go swimming, .....
- 5) If you are eating something, .....



- 6) When you are making something, .....
- 7) If somebody wants to touch you, remember that .....
- 8) If you want to be prepared for anything, .....
- 9) When you are playing near a street, .....



- 10) If a secret is scary, .....
- 11) If you get into a vehicle, .....
- 12) When you walk around town, .....
- 13) If you don't want to cut yourself, .....




avoid sharp objects and broken glass / handle with care / know your emergency telephone numbers / stay together / don't dash into the street / obey street signs and safety rules / no one should touch your private parts / swim with a partner / buckle up / keep your name and address private / don't eat and run / walk with a friend / tell a trusted adult





1. What is the weather like, underline the correct option.




Its Windy  
Its Raining  
Its Sunny  
Its Snowing

Its Windy  
Its Raining  
Its Sunny  
Its Snowing

Its Windy  
Its Raining  
Its Sunny  
Its Snowing

Its Windy  
Its Raining  
Its Sunny  
Its Snowing




Its Sunny  
Its Stormy  
Its Thunderstorm  
Its Snowing

Its Sunny  
Its Stormy  
Its Cloudy  
Its Snowing

Its Pleasant  
Its Stormy  
Its Raining  
Its Snowing

Its Sunny  
Its Stormy  
Its Raining  
Its Snowing

Q2.) Complete the sentences



It is \_\_\_\_\_ I need my \_\_\_\_\_



It is \_\_\_\_\_ I need my \_\_\_\_\_



It is \_\_\_\_\_ I need my \_\_\_\_\_







# Holiday Homework GK

Name- \_\_\_\_\_



# Indian Marvels

Pinky is going on a tour of India. Help her identify these famous monuments.







**A. FILL IN THE BLANKS WITH SUITABLE ANSWERS**

1. FATHER OF NATION \_\_\_\_\_
2. NATIONAL ANIMAL \_\_\_\_\_
3. NATIONAL FLOWER \_\_\_\_\_

---

**MATCH THE FOLLOWING**

1. BIRD

LION

2. PLANT

EAGLE

3. ANIMAL

NEEM

4. NONLIVING THING

FISH

5. AQUATIC ANIMAL

CHAIR







Match the followings:

- |                          |                           |
|--------------------------|---------------------------|
| 1. Independence Day      | 2 <sup>nd</sup> October   |
| 2. Christmas             | 25 <sup>th</sup> December |
| 3. Republic day          | 15 <sup>th</sup> August   |
| 4. Gandhi Jayanti        | Gurupurab                 |
| 5. Guru Nanak's birthday | 26 <sup>th</sup> January  |

Choose the correct option to fill the blanks:

1. \_\_\_\_\_ is a festival of light.
2. \_\_\_\_\_ is a national festival.
3. Langar held in Gurudwara's on \_\_\_\_\_.
4. On \_\_\_\_\_ Santa brings gift for children.
5. \_\_\_\_\_ is a festival of colours.
6. People say \_\_\_\_\_ mubark to each other.
7. Parade held at Rajpath on \_\_\_\_\_.
8. Effigies of Ravan burn on \_\_\_\_\_.
9. Festivals helps us to spread \_\_\_\_\_.



Holiday Homework  
Art & Craft

Name- \_\_\_\_\_





# ART & CRAFT

- Make a best dad badge or popsicle stick craft for your father on father's day.



## Best dad badge –

### Supplies you need-

1. A4 Paper (any colour paper)
2. Two paper strips, approximate size-4 x 13 cm each (colour)
3. White paper cut in round shape
4. Glue
5. Scissors
6. Coloured pen

### Steps-

### Step 1

Cut the blue A4 paper into 2 equal sized pieces vertically.

### Step 2

Take one piece of paper and start making accordion folds all the way till the end.

### Step 3

Once you have completed making the accordion folds, fold it in half.

Then apply glue on one side and glue it together by pressing it from both the sides .

### Step 4

After gluing both the sides together, you will get a mini paper fan.

At the bottom of this paper fan, you will see two or three folds which are loose and can be stretched out. We don't want them to stay loose. Apply some glue at the centre and glue them together.

### Step 5

Take the other piece of paper left from Step 1 and repeat steps 2 to 4 . Now, you will have two paper fans. Glue them together at the bottom and you will get a rosette.

Glue a white paper cut in round shape over the rosette. Make sure it is smaller than the rosette.

### Step 6

Cut ribbons out of two blue paper strips and glue them together.

Now, you can glue the ribbons at the back of the rosette and write your favourite words for daddy on the white paper!



## **Popsicle Stick Craft**

### Supplies you need-

1. Coloured popsicle sticks
2. Hot Glue
3. Jute twine
4. Scissors
5. Marker or colour pen

### Steps to make a Father's Day popsicle stick craft

#### Step 1

Choose 10 to 12 popsicle sticks of your favourite colors.

Now, get the jute twine and apply hot glue on two sides of it to stick the popsicle sticks. I highly recommend adults to do this step as it involves the use of a hot glue. (Use wood glue if kids are doing it.)

#### Step 2

Stick the popsicle sticks one by one on the twine by using hot glue.

Once all the popsicle sticks are glued on to the twine, cut any extra lengths of twine left at the ends.

(You can take the help of the following video link – [https://youtu.be/BSW\\_n1ZtY54?feature=shared](https://youtu.be/BSW_n1ZtY54?feature=shared) )

**\*Important Pointers for Holiday homework\***

- Holiday Homework needs to be done in neat handwriting.
  - Activities should be presented beautifully with excellent creativity.
  - Holiday Homework is mandatory to be done by all the students within the stipulated time.
  - Students who won't be able to take out the print out of the Holiday Homework can do it in the notebook only by mentioning the question no. and writing the answers.
  - Holiday Homework will be evaluated in overall result.
- 

***HAPPY HOLIDAYS!!!***